

Deutsche Telekom.

CeBIT Investor Day 2006.



Disclaimer.

This presentation contains forward-looking statements that reflect the current views of Deutsche Telekom management with respect to future events. They include statements as to market potential and the planned T-Online merger, and the “Outlook 2006” statements at the end of this presentation. Forward-looking statements are based on current plans, estimates and projections. You should consider them with caution. Such statements are subject to risks and uncertainties, most of which are difficult to predict and are generally beyond Deutsche Telekom’s control, including those described in the sections “Forward-Looking Statements” and “Risk Factors” of the company’s Form 20-F report filed with the U.S. Securities and Exchange Commission. Among the relevant factors are the progress of Deutsche Telekom’s workforce reduction initiative and the impact of other significant strategic or business initiatives, including acquisitions, dispositions and business combinations. In addition, stronger than expected competition, technological change, litigation and regulatory developments, among other factors, may have a material adverse effect on costs and revenue development. If these or other risks and uncertainties materialize, or if the assumptions underlying any of these statements prove incorrect, Deutsche Telekom’s actual results may be materially different from those expressed or implied by such statements. Deutsche Telekom can offer no assurance that its estimates or targets will be achieved. Deutsche Telekom does not assume any obligation to update forward-looking statements to take new information or future events into account or otherwise.

In addition to figures prepared in accordance with IAS/IFRS, Deutsche Telekom presents so-called non-GAAP financial performance measures, e.g., EBITDA, EBITDA margin, adjusted EBITDA, adjusted EBITDA margin, adjusted EBT, adjusted net income, special influences, free cash flow, free cash flow (before purchase of network assets and spectrum in the US), leverage, net debt, net debt/adj. EBITDA. These non-GAAP measures should be considered in addition to, but not as a substitute for, the information prepared in accordance with IAS/IFRS. Non-GAAP financial performance measures are not subject to IAS/IFRS or any other generally accepted accounting principles. Other companies may define these terms in different ways. For an explanation of some of these terms, please refer to “Reconciliation to pro-forma figures” under the “Publications” heading on Deutsche Telekom’s Investor Relations webpage at www.deutschetelekom.com

CeBIT Investor Day 2006.

Broadband/ Fixed Network.

Broadband/Fixed Network
Walter Raizner



Broadband/Fixed Network.

Financial results 2005 – targets achieved.

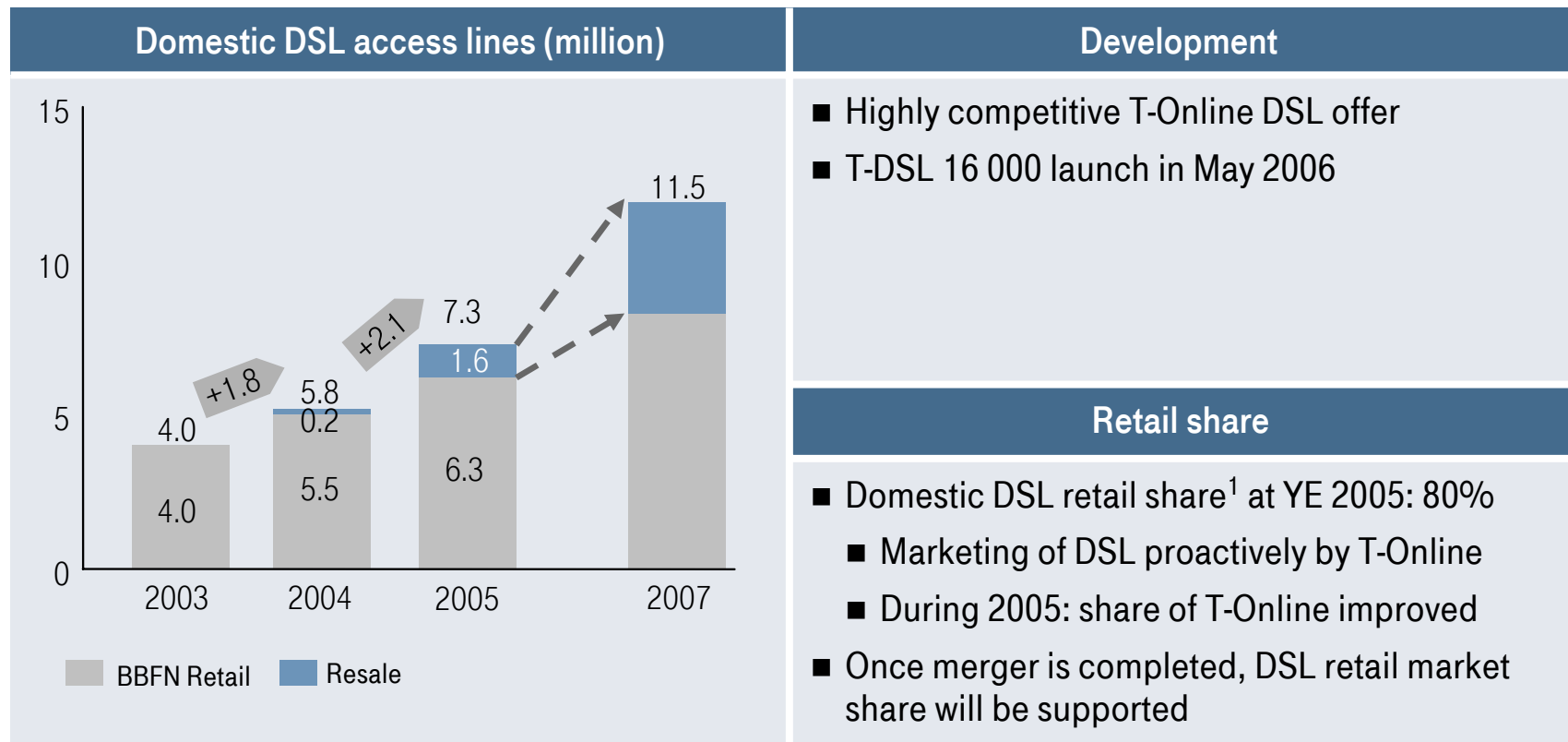
BBFN Financial results 2005			
	Guidance from Q3/05	Achieved	Status
Revenue:	€ 26.0-26.3 bn	€ 26.0 bn	✓
Adj. EBITDA	€ 9.9-10.1 bn	€ 9.9 bn	✓

Adj. EBITDA margin (BBFN) improved from 37.6% in 2004 to 37.9% in 2005

- Savings from revenue-related costs
- Improvements in rentals, procurement conditions logistics, IT & billing

Broadband/Fixed Network.

More than 2.1 million net adds in Germany in 2005.



On track to meet 11.5 million in 2007

¹ Excluding broadband based on ULL and cable.
Depending on the merger and regulation. Rounded figures.

Broadband/Fixed Network.

Update on Re-invent.

Innovation and Growth

- New products: Triple Play and T–One
- Roll out of high speed network started
- Rich content secured (e.g. Bundesliga)
- Further build out of verticals (e.g. Musicload and Gamesload)
- Launch of T-DSL 1000 via satellite
- Launch of digitization service planned
- New voice tariff system introduced
- Innovative handsets (e.g. Sinus 900)
- Appointment of new T-Com Board member responsible for “Innovations”

- Entertainment customers on triple Play: 1m in 2007 and 3m in 2010
- Subscribers T-One (Dualphone): 0.5m in 2007 and 3m in 2010
- Stabilizing minute market shares in 2006

Broadband/Fixed Network.

Update on Re-invent.

Customer Centricity

- Optimizing end-to-end-process
- Separation of sales & care organization
- Implementation of interactive voice response system
- Improved transparency of the invoice

Quality and Efficiency

- Product portfolio reduced by 40%
- Headcount reduction program on track
- Streamlining of T-Com Headquarters
- Consolidation of Call Centers
- Appointment of new T-Com Board member responsible for “Quality and Processes”

“Simplicity”: € 1.5 bn cost savings vs. cost base of 2004; full effect by 2008



Broadband/Fixed Network.

Guidance re-confirmed.

Guidance re-confirmed¹

- Revenue and EBITDA turn-around expected by 2007

Challenges

- Timing merger
- Protect PSTN customer base
- Regulatory environment
- Negotiation with unions – timing

Opportunities

- After completed merger: full marketing power
- T-One (Dual Phone)
- Triple play offers
- Location based services

¹ Depending on merger and regulation

CeBIT Investor Day 2006. Mobile. simply closer.

René Obermann,
CEO, T-Mobile International



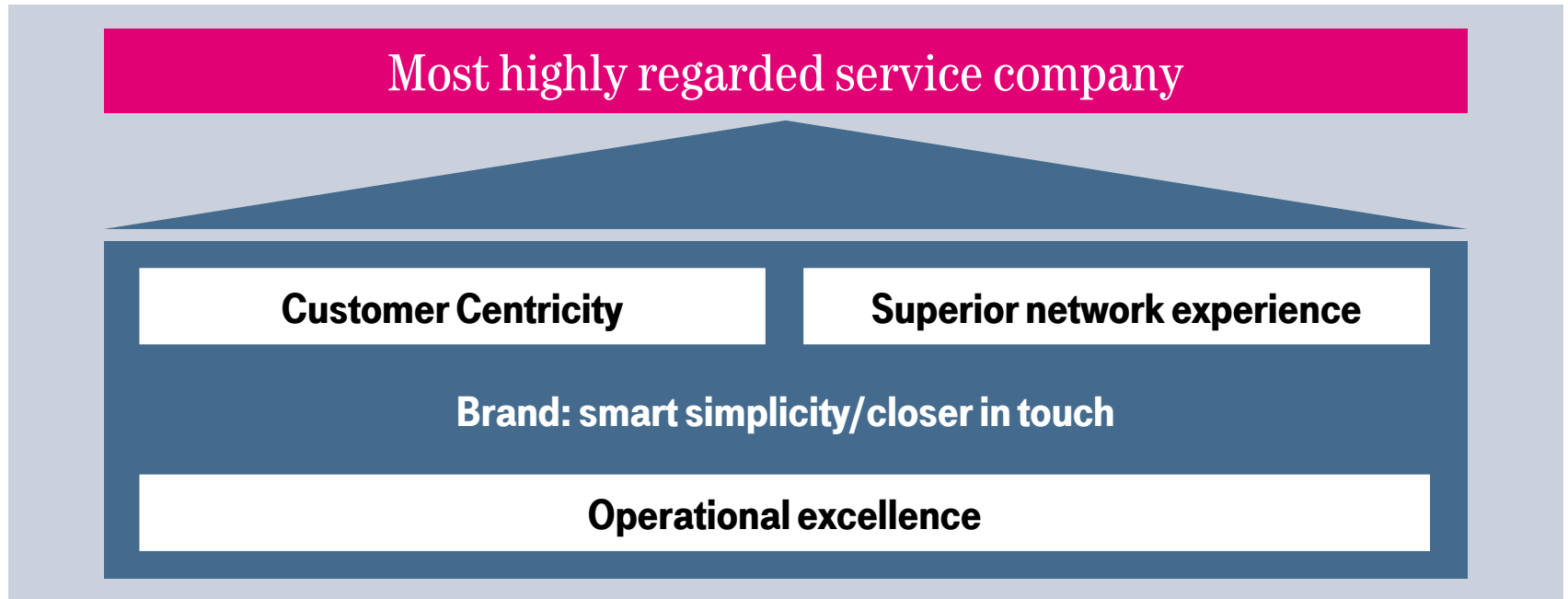
T-Mobile continues to drive value growth. Save for Growth works.

- 2005 a very successful year for T-Mobile: guidance exceeded
- Good margin despite strong customer growth
 - More than 9 million new customers: +11% in total customers
 - Revenue +11%, Adj. EBITDA +16%, Adj. EBITDA-margin + 1.5%p
- First to introduce real open internet (web'n'walk). Front-runner in mobile office applications (office-in-your-pocket)
- Leading the mobile broadband world: First to offer 1.8 MBit with HSDPA in Germany
- Simplifying tariffs: Relax, Flext, U-Fix, Mates Rates
- Successful improvement of the prepaid subsidy model: stable low SACs



T-Mobile - our strategy.

Thinking through the customer mind.



- **T-Mobile USA:** ranked #1 wireless carrier in customer care by J.D. Power (3rd consecutive year)
- **T-Mobile Germany:** Important award from “Capital” magazine for customer care: #1 mobile network operator in customer care. #4 over all 109 companies tested



Integrated networks: Ubiquitous mobile broadband access.

Always best connected: HSDPA, UMTS, EDGE, GPRS, WiFi.

- Ubiquitous mobile broadband access is what customers want – T-Mobile set up to deliver
- UMTS/HSDPA: True mobile broadband
- T-Mobile the first operator to launch HSDPA in Germany
- Launch now with datacard, handsets available in Summer 2006
- Further upgrades
 - Upgrade of HSDPA to 3.6 and 7.2 MBit
 - HSUPA to come in 2007
- GSM/Wi-Fi handover: showcase on DT's Cebit stand



Mobile internet world.

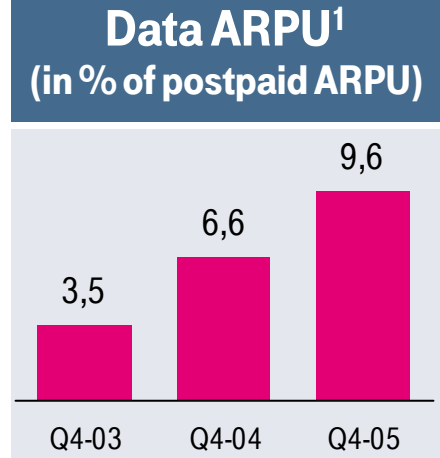
Internet, music, TV, games.

- Internet-based applications and services are THE key driver for mobile broadband: entertainment, information, transactions
- Mobile Music
 - Successful partnership with Robbie Williams
 - Increasing speeds. Increasing storage. Better devices
 - Mobile will get a role in the music value chain
- Mobile TV
 - Mobile TV is complementary to regular TV. It does not replace.
 - Proximity compensates for limited size of display
- Mobile Gaming

T-Mobile USA.

Growth engine for T-Mobile and DT.

- 2005: record customer growth with 4.4 mn net adds
- Strong brand: #2 in own/branded net adds; 96% brand awareness
- Customer growth: penetration headroom from YE05 71% to mid to high 80s.
- T-Mobile USA will capture 18% - 20% of market service revenue growth in the US²
- Exploded geographic coverage: increase of 56% in 2005; 3000+ new cell sites in 2006
- 1.1 million users of converged devices (BlackBerry and Sidekick)
- Participation in AWS Auction: scheduled for summer 2006



¹ Does not include WiFi
² excluding wholesale revenues.



T-Mobile Germany.

Stimulate usage.

- Huge voice potential: around 20% of all calls are originated from mobile. T-Mobile@home tariff successfully positioned
- 1.5 to 2.0 million T-Mobile@home customers by YE2007
- Simplified and usage-stimulating tariffs: Relax, Relax XL and new international roaming tariffs
- Increase in direct sales and segment specific customers service
- Multiple SIM-card growth
- EDGE roll out, HSDPA deep inhouse for metropolitan areas
- T-Mobile Germany awarded “Best mobile network operator” in Germany by readers of Connect magazine by strong distance to competition



T-Mobile UK.

Committed to gain market share.

- Strong performance in second half of 2005, convinced of organic growth potential
- Very strong management team in place
- Simplified and usage-stimulating tariffs: Flexi, relaunch of Relax, U-Fix and Mates Rates
- Accelerated network roll out
- Push of direct sales: more than 140 new shops in 2006
- Marketing/Branding



T-Mobile outlook.

Our agenda for 2006.

- Confirmation of guidance for T-Mobile group results
 - Known ARPU challenges in Europe, particularly in Germany, need to be addressed
- USA
 - Continued growth
 - Participation in AWS auction
- Europe
 - Push mobile internet and fixed mobile substitution
 - Defend/grow market share
 - Continue Save for Growth
 - Network investment program and push of direct sales

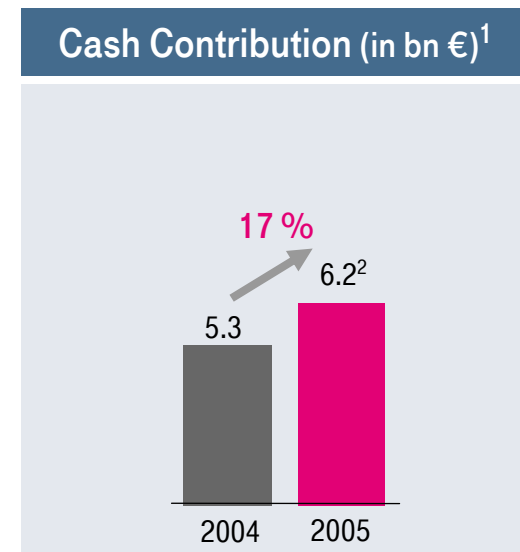
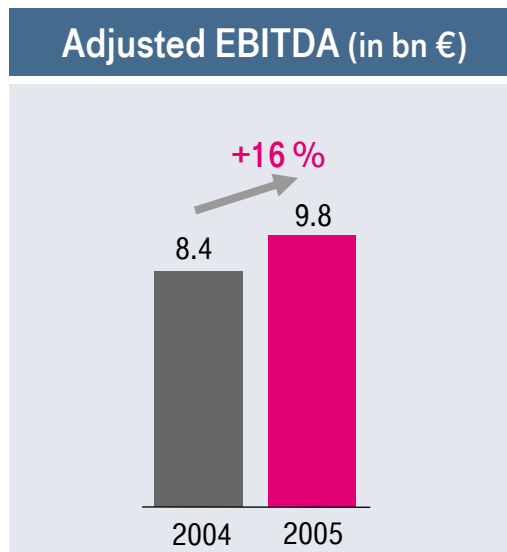
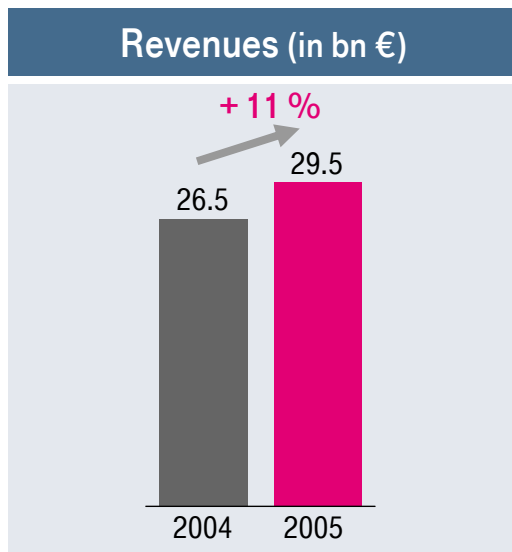


Backup. Mobile.

Financial achievements 2005.

Cash counts.

- +11% (+9.0 mn) customer growth, reaching 86.6 million
+14% (+5.2 mn) contract customers, reaching 42.2 million
- +11% revenue growth, reaching 29.5 bn €
- +16% Adj. EBITDA growth, reaching 9.8 bn €
- +17% cash contribution growth, reaching 6.2 bn €

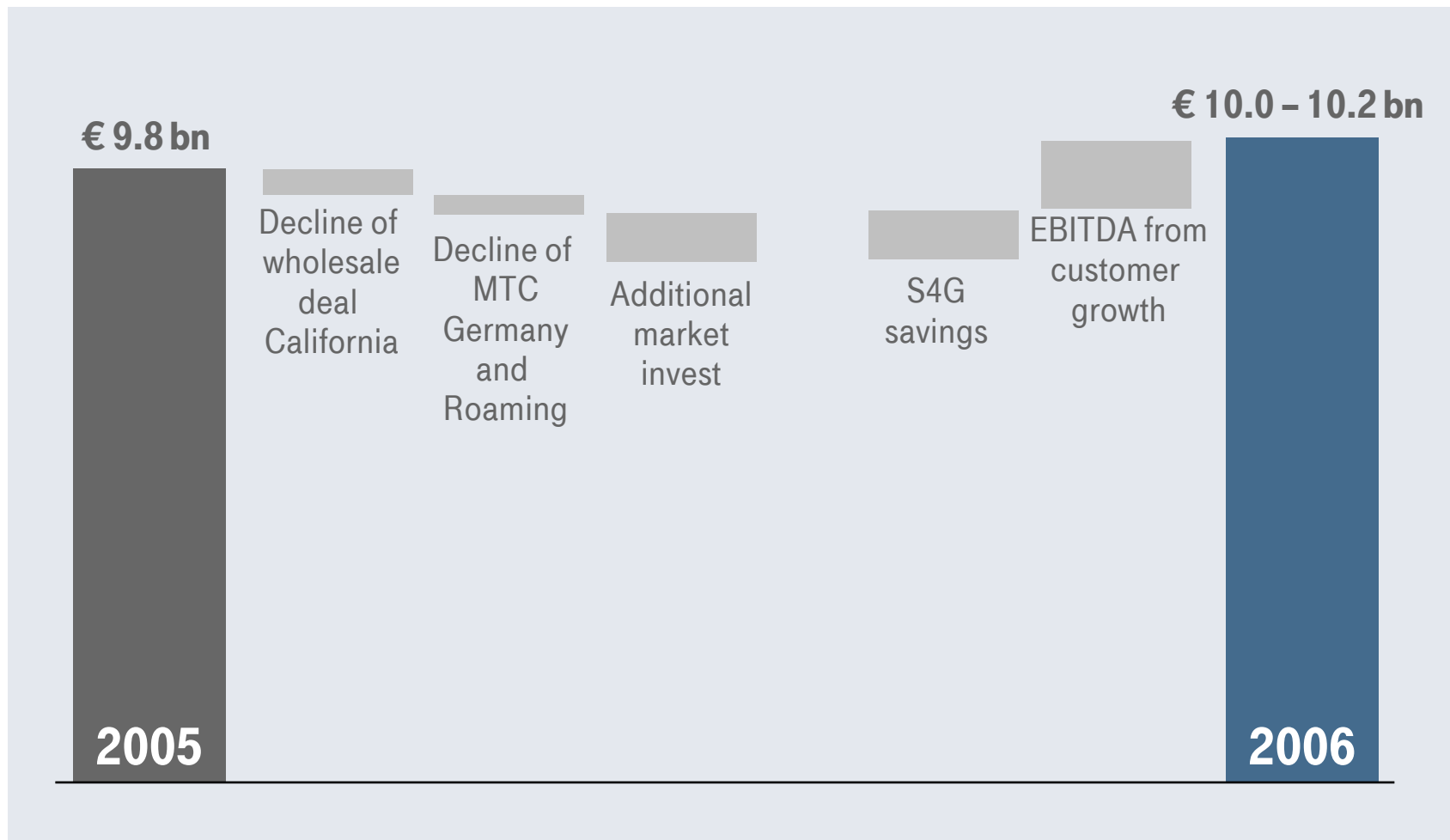


¹ Defined as EBITDA - CAPEX

² Adjusted by excluding the acquisition costs for networks and spectrum in California and Nevada of € 1,878 million in Q1-2005 and excluding costs for US-licences acquired in Auctino 58 of € 187 million in Q2-2005.

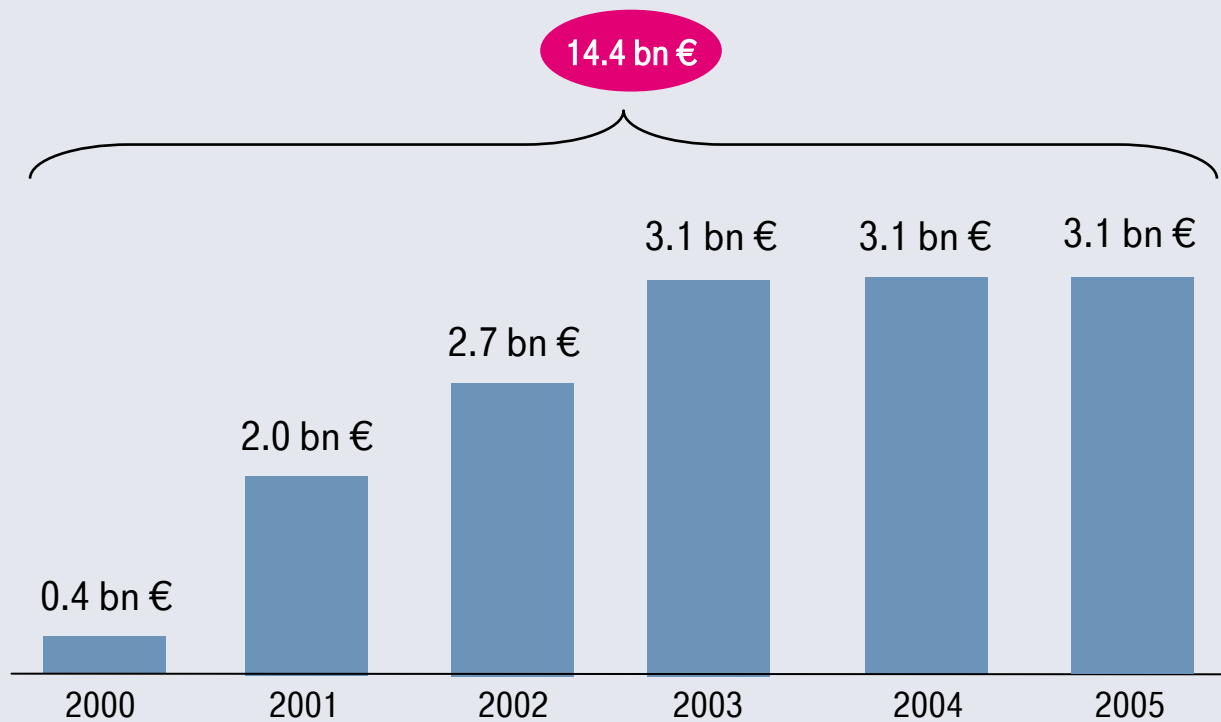


Adjusted EBITDA guidance.



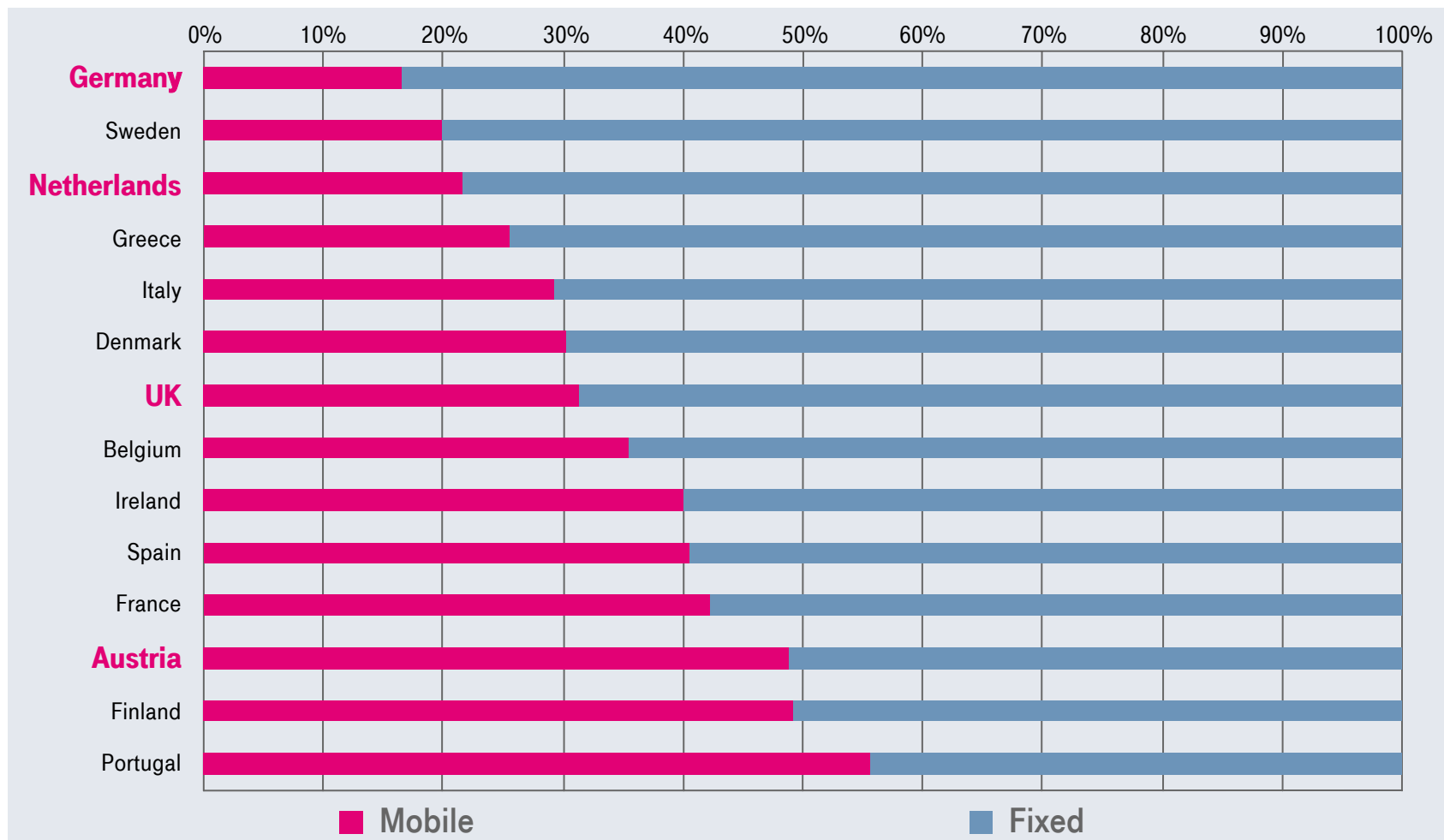
Germany. Delivering cash.

Germany: Cash Contribution



Until 2002 application of German GAAP, from 2003 onwards IFRS..

Proportion of mobile- and fixed-originated voice calls.



Source: Analyses, Date as of Dec. 2004



T-Mobile mission and strategy.

Most highly regarded service company

Customer centricity

- Drive segment specific propositions
- Improve segment specific customer case (based on value and needs)
- Optimize (direct) retail channels

Superior network experience

- Improve network performance/quality (call, surf and download)

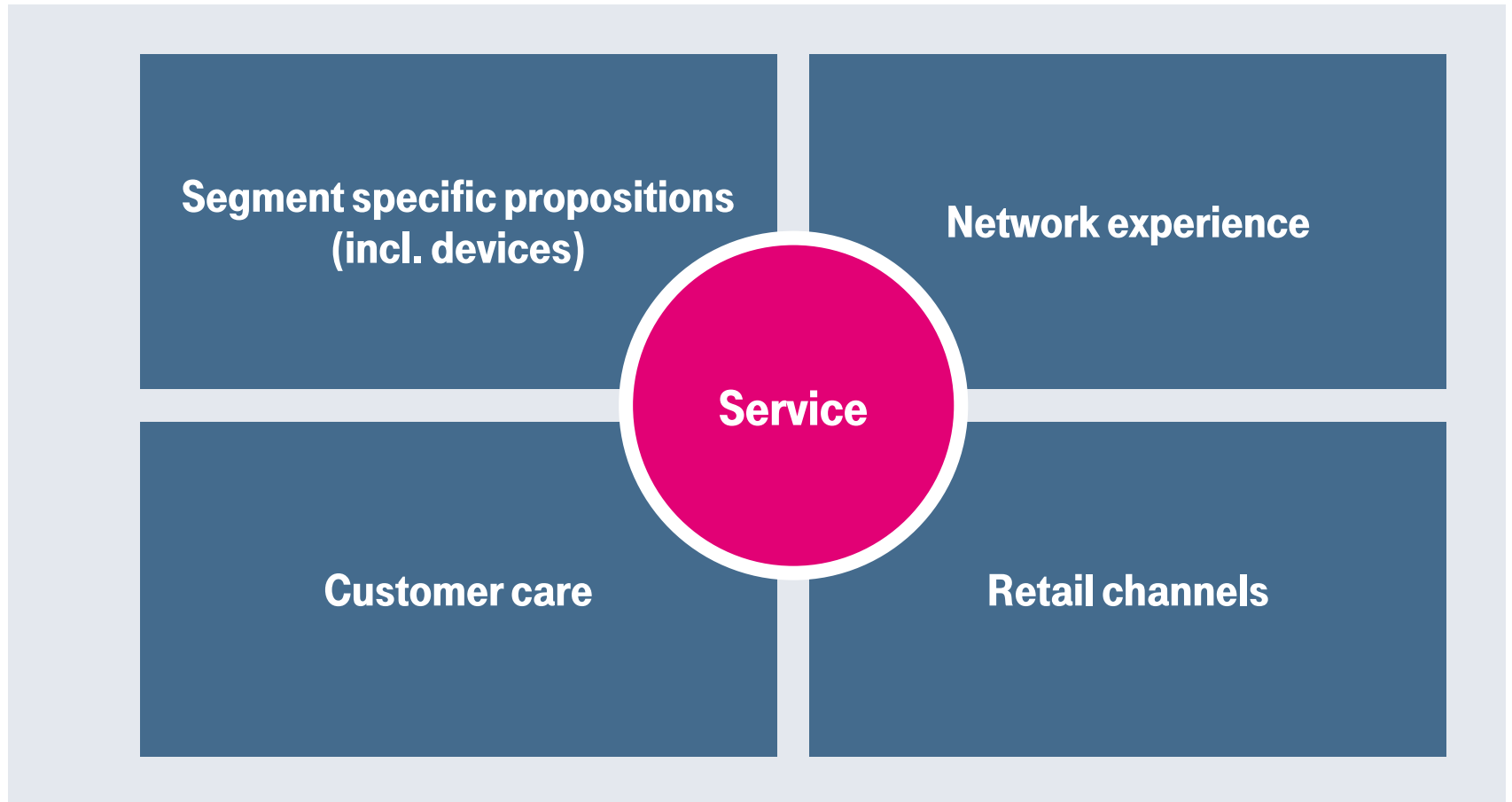
Brand: smart simplicity/closer in touch

- Accelerate brand build-up

Operational excellence

- Execute "Save for Growth"
- Develop service culture

Most highly regarded “service” company: What does it mean?



T-Mobile firsts.

Innovation leadership.

- First to launch HSDPA (D, March 2006)
- First to introduce flexible tariff in the UK – FlexT – allowing to spend on whatever mix of minutes or texts (UK, January 2006)
- First to offer open Internet access on mobile devices – web’n’walk (June 2005)
- First for unique tariff combination in the UK – U-Fix – combining prepay cost control and contract tariff value
- First to introduce integrated 2.5G, 3G, and WiFi MDA IV device (H2 2005)
- First with bundled 2.5G, 3G and WiFi tariffs
- First to launch BlackBerry (D, June 2002)
- First and only seamless transatlantic GSM operator
- First to offer an international WiFi service
- First in the world to introduce GPRS (D, 2000)
- First to launch MMS services in Europe (Hungary, April 2002)
- First to launch video messaging services (D, September 2002)



T-Mobile milestones.
Industry leadership.

2004

Introduction of Relax tariffs

2005

Launch of web'n'walk

2006

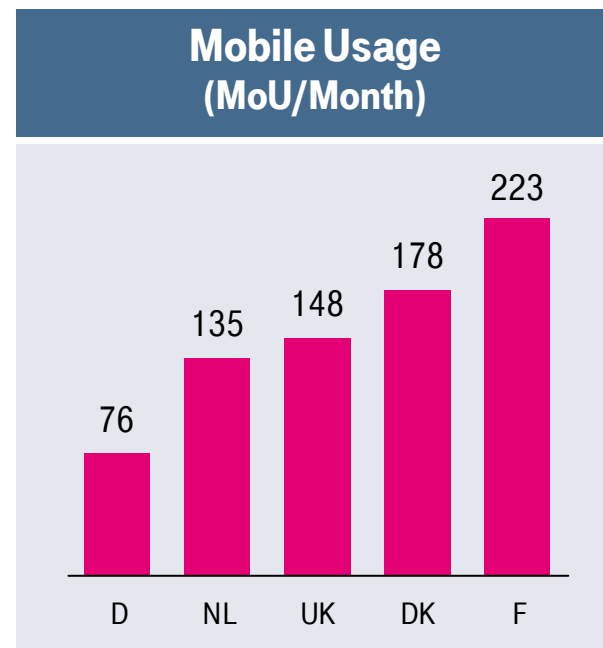
T-Mobile@home



T-Mobile@home.

Driving usage.

- 5 € per month/4 ct per minute to T-Mobile and Fixed line
 - Double flatrate for additional 20 € offered: flatrate for calls from homezone to German fixed line and for all T-Mobile on net calls
- Radius of 2 km: area of 12km² (0.6 miles/5 miles²)
- Maximal flexibility: the @home option can be combined with any tariff. No new headset or SIM card necessary.
- Activated in just 2 minutes.
- Innovative group function available: pool up to 5 mobile phones together and do whatever you used to do with your fixed line telephone systems (call forwarding etc.).
- Launched in January 2006. Most successful sales take off of any tariff launched.
- Target: 1.5 to 2.0 m customers by YE 2007



Germany: New Relax tariffs.

Simplicity and value.

	Included Minutes (all networks)	Relax Monthly Payment	Relax XL Monthly Payment
Relax 50	50	19 €	24 €* ¹
Relax 100	100	28 €	39 €
Relax 200	200	38 €	49 €
Relax 400	400	63 €	74 €
Relax 600	600	88 €	99 €
Data 30	30MB	10 €	Incl.
Weekend option	Weekend voice flatrate [on net & fixed line]	5 €	Incl.
Freetime option	Off peak voice flatrate [on net & fixed line]	7,5 €	Incl.

- Relax XL 11 € more expensive than basic Relax: good value for the customer with discount on the normal rates for the three tariff options (Data 30, Weekend option, Freetime option; 22,5 €)
- New for Relax50 and Relax100: bundled minutes can be used for calls across all networks.
- Additional incentives for customers to take the Relax XL tariff:
 - Mobile TV (UMTS) free of charge (until end of August)
 - Video telephony priced like normal voice calls (until end of August)
- Relax Eco: if no handset is included, the monthly payment is reduced by 9 €
- Relax 50: only Data5 included and Weekend option included. Freetime option not included



All prices include VAT.

UK: Flex.

New Standards of mobile value.



	Monthly charge	Equivalent value received ¹	Pure Minutes	Pure Texts
Flex 20	20 GBP	34 GBP	170 minutes	340 texts
Flex 25	25 GBP	60 GBP	300 minutes	600 texts
Flex 30	30 GBP	90 GBP	450 minutes	900 texts
Flex 35	35 GBP	180 GBP	900 minutes	1,800 texts
Flex 50	50 GBP	255 GBP	1,275 minutes	2,550 texts
Flex 75	75 GBP	390 GBP	1,950 minutes	3,900 texts

- Totally flexible mix of talk time, texts, picture messages, voicemail
- Charges expressed as £ per month, not set numbers of minutes and texts
- 18 month minimum term contract
- Weekly SMS to advise customers of remaining credit
- Automatic 6 monthly 'BestPlan' promise
- Minutes are for local and national calls to any UK network, and for voicemail retrieval. Texts are to any UK network
- Minutes cost 20p per minute, texts 10p each, picture messages 20p each and voicemail retrieval is 10p per minute

VAT included
¹ Calculated at normal run-on charge rates



UK: New Relax tariffs.

Important step to simplify tariff structure.

	Monthly charge	Minutes	Texts
Relax 20	20 GBP	100 minutes	25 texts
Relax 25	25 GBP	150 minutes	100 texts
Relax 30	30 GBP	250 minutes	
Relax 35	35 GBP	500 minutes	200 texts
Relax 50	50 GBP	750 minutes	
Relax 75	75 GBP	1,200 minutes	

- Number of Relax tariffs reduced from 36 to 6
- Plan options, as with Flext based on the £ value rather than the number of inclusive minutes – eg. Relax 30 has a bundle worth £30, giving 250 inclusive minutes and 100 inclusive texts.
- Run-on rates identical to rates within bundles
- All Relax tariffs based on a 12 month contract
- Launched as of March 1, 2006
- To be available to business customers later in the year

Cebit Investor Day 2006.

Business Customers.

Lothar Pauly
CEO, T-Systems



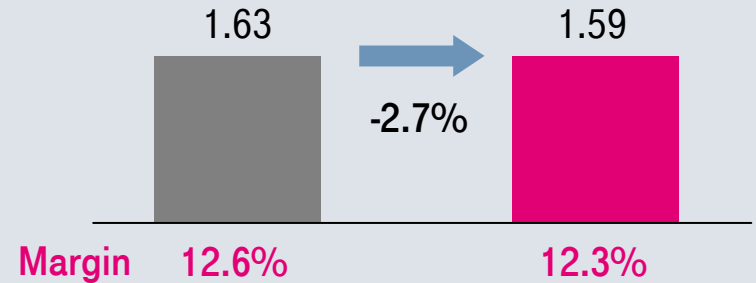
T-Systems 2005.

We delivered what we said ...

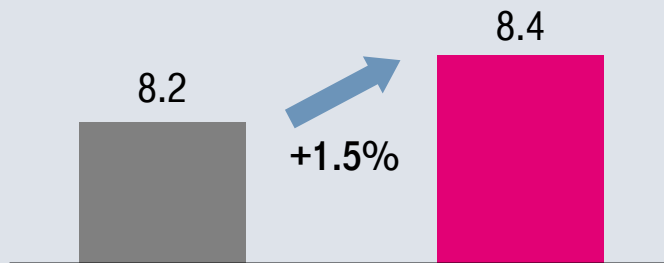
T-Systems – Revenue (€ billion)



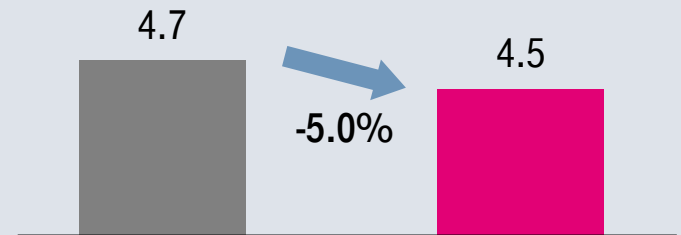
T-Systems – adj. EBITDA (€ billion)



Top 60+ customers¹ – Revenue (€ billion)



SE/ME/LE² – Revenue (€ billion)



¹ Enterprise Services.

² Business Services.

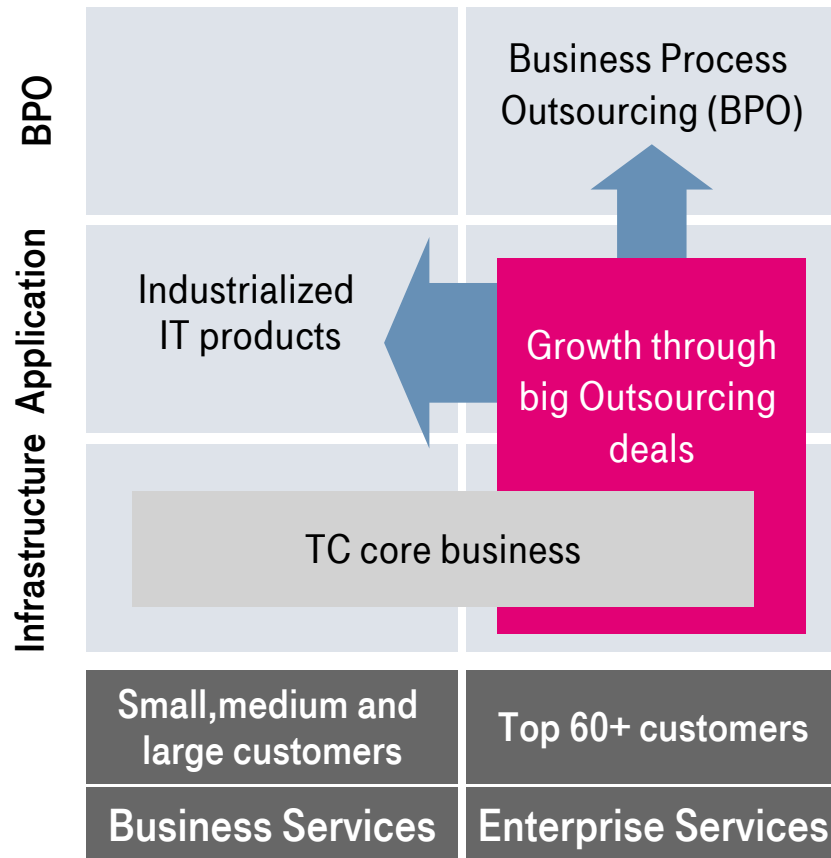
■ FY 2004

■ FY 2005



T-Systems 2005.

Executing on our strategy.



Attack IT

- gedas – VW as new key customer.
- DaimlerChrysler – Frame Contract extended through 2008.
- IT revenue with LE/ME/SE customers increased by 29%.

Push Telco

- TC revenue with top 60+ customers increased by 4.3%.
- Win back of approx. 8000 customers.

T-Systems' growth strategy 2006 and beyond.

Growth to achieve our mission.

Our Mission

We want to be the most successful integrated solution provider leveraging our unique ICT experience.

Our Growth Strategy with tough cost management

- Internationalization
(organic/inorganic)

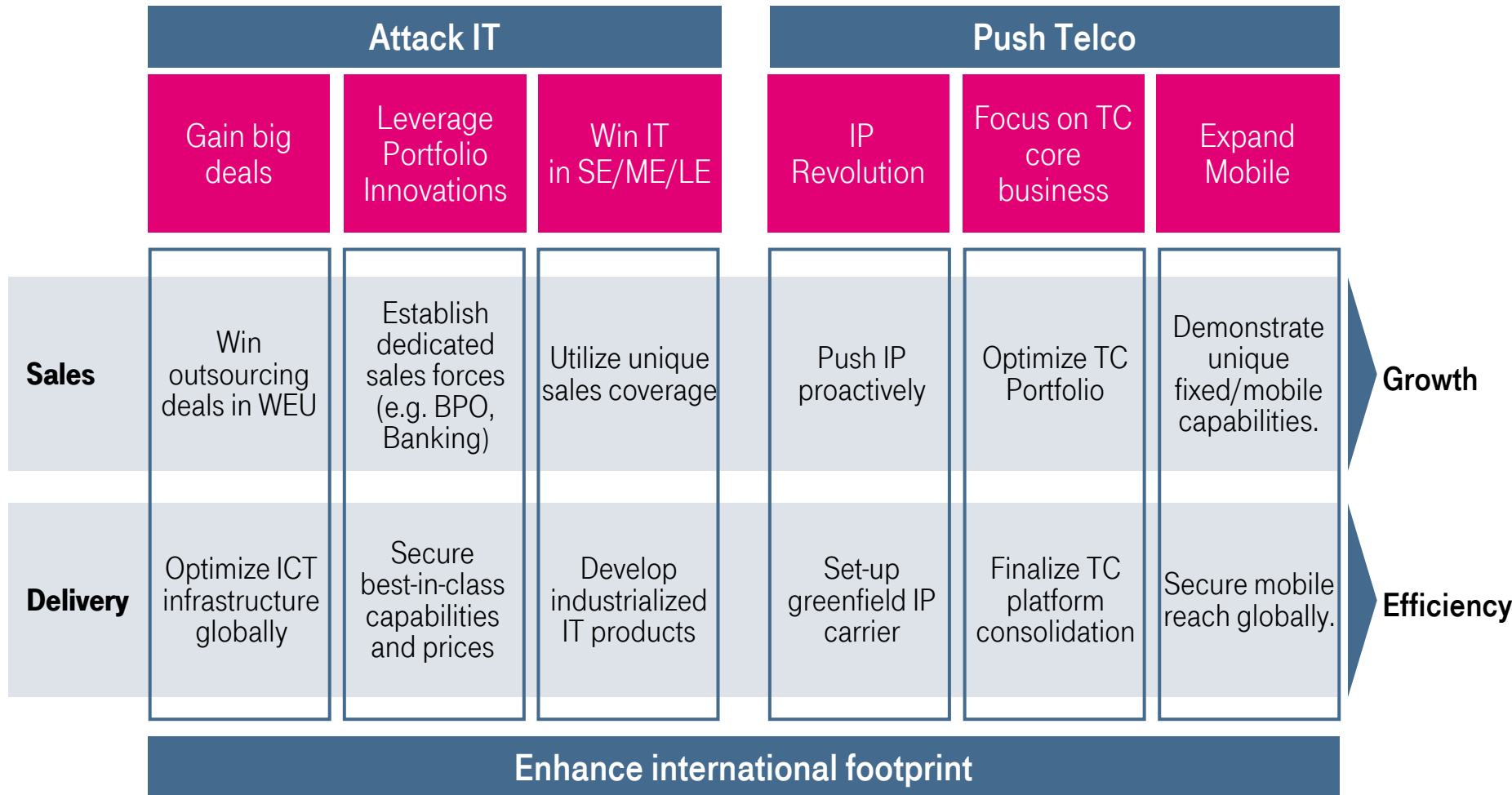
- Innovations
(portfolio/technology)



Agenda 2006

Agenda 2006.

Attack IT & push Telco.



Enhance international footprint.

gedas- first step in strengthening our international profile.

International growth ambitions

Global Focus Strategy:

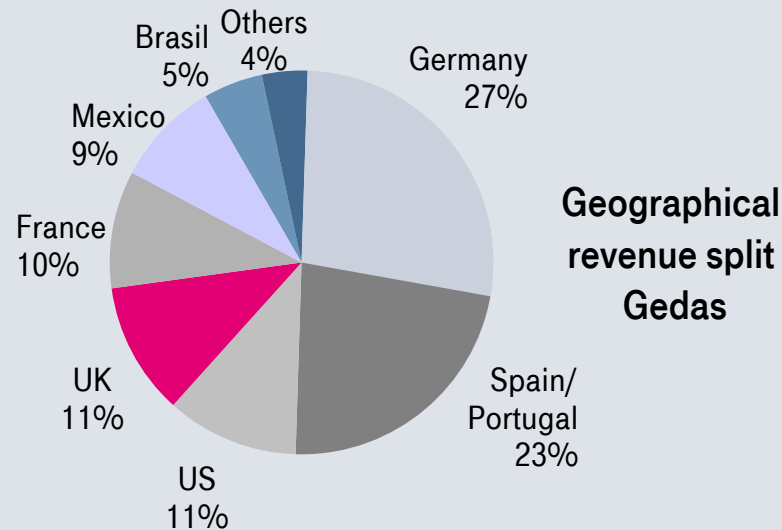
- Global Services for top 60 +customers.
- Roll-out portfolio innovations globally (e.g. Traffic Management)
- Growth through focused local ambitions in Western Europe
- Reach top 5 market position in selected European countries



**Goal: International revenue –
30% of total revenue within the next years**

Implications of gedas acquisition

- 73% of gedas revenues are international.
- Global top 2 market position in Automotive sector.
- Enriched Automotive portfolio.



Agenda 2006.

Focus on growth & efficiency.

Growth

- **Win infrastructure deals in Western Europe**

3 Big ICT-Deals, each > 250 m €.

- **Leverage BPO capabilities**

External revenues: > 280%

- **Further IT penetration of LE/ME/SE**

IT revenues: 700 m €

- **IP Revolution**

IP revenues: > 10%

Efficiency

- **Reduce headcount.**

- **Optimize infrastructure cost base:**

- **IT infrastructure.**

Cost savings 2006: 155 m €.

- **Streamline existing TC portfolio.**

- **Reduce corporate expenses.**

Cost savings in 2006: 100 m €.

Execution



Financials 2006.

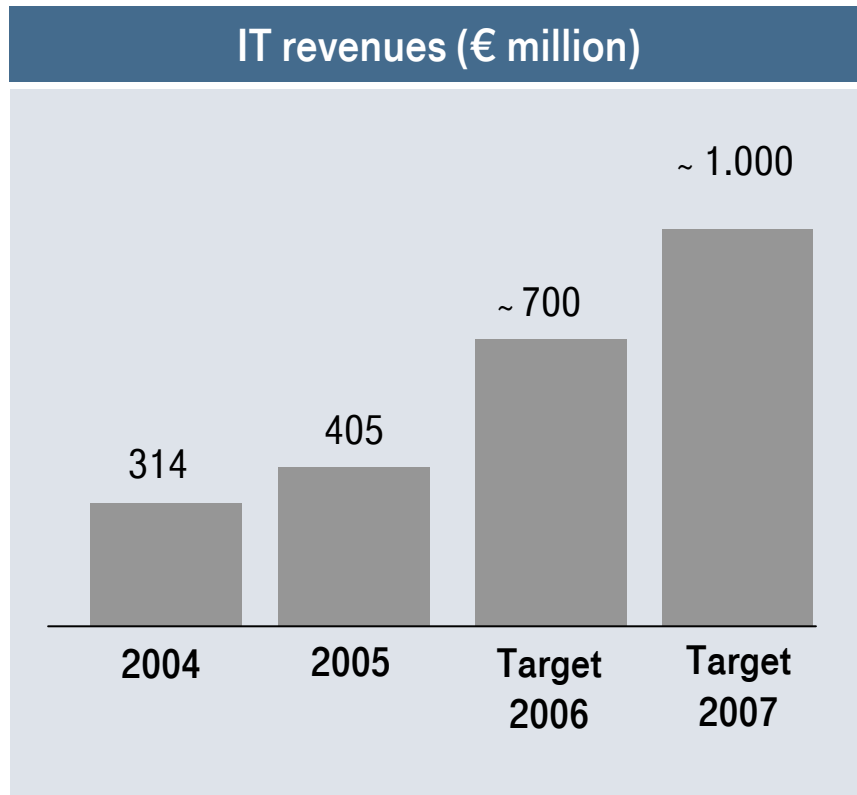
Outlook.

- We reconfirm our guidance
- 2006 revenue between € 13.4 and 13.6 billion
- 2006 adj. EBITDA between € 1.5 and 1.6 billion

Backup.

Business Customers.

Attack IT – win small, medium and large customers. Leveraging our unique market position.



1 Business Services

- Profit from German Mid Market Potential
- Leveraging the Group's IT expertise and scale effects
- Utilize unique sales organization and coverage across Germany
- Establish strong partner network for SE & ME
- Convince through secure and reliable solutions with high ROI

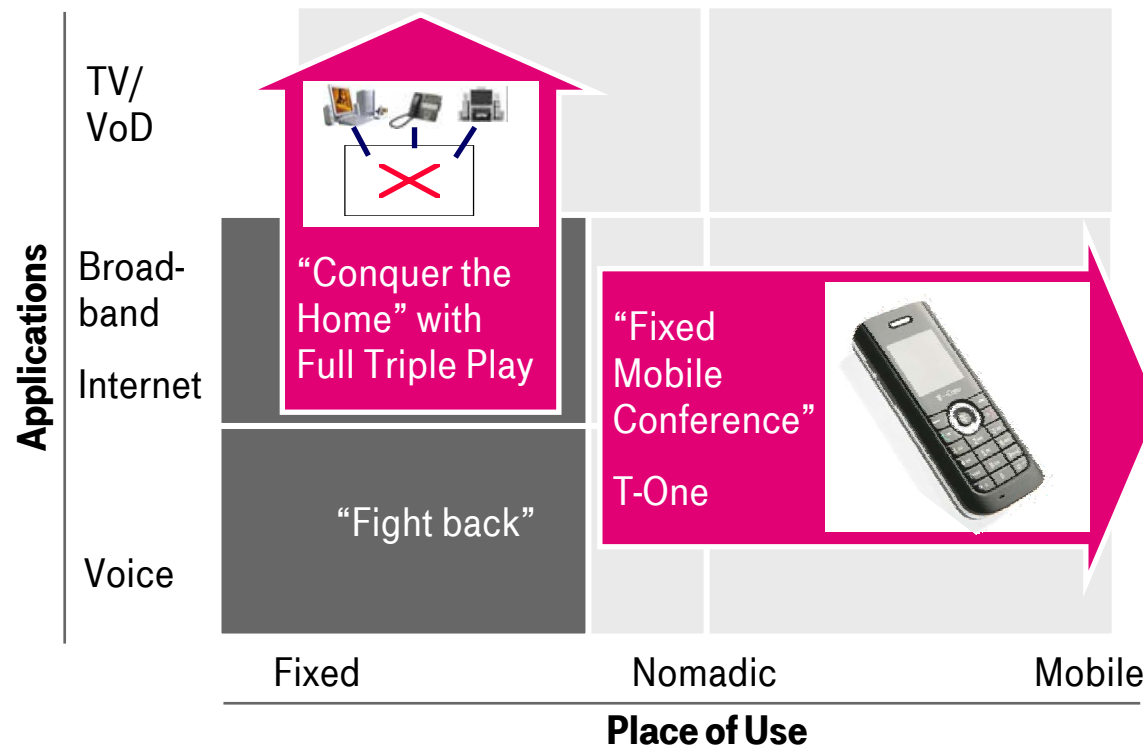
CEBIT 2006.

Broadband/Fixed Network.

Broadband/Fixed Network
Walter Raizner



Broadband/Fixed Network.



Clear execution plan

BBFN Leverage Seamless Services: T-One (Dual Phone): Fixed-Mobile Convergence @ DT.

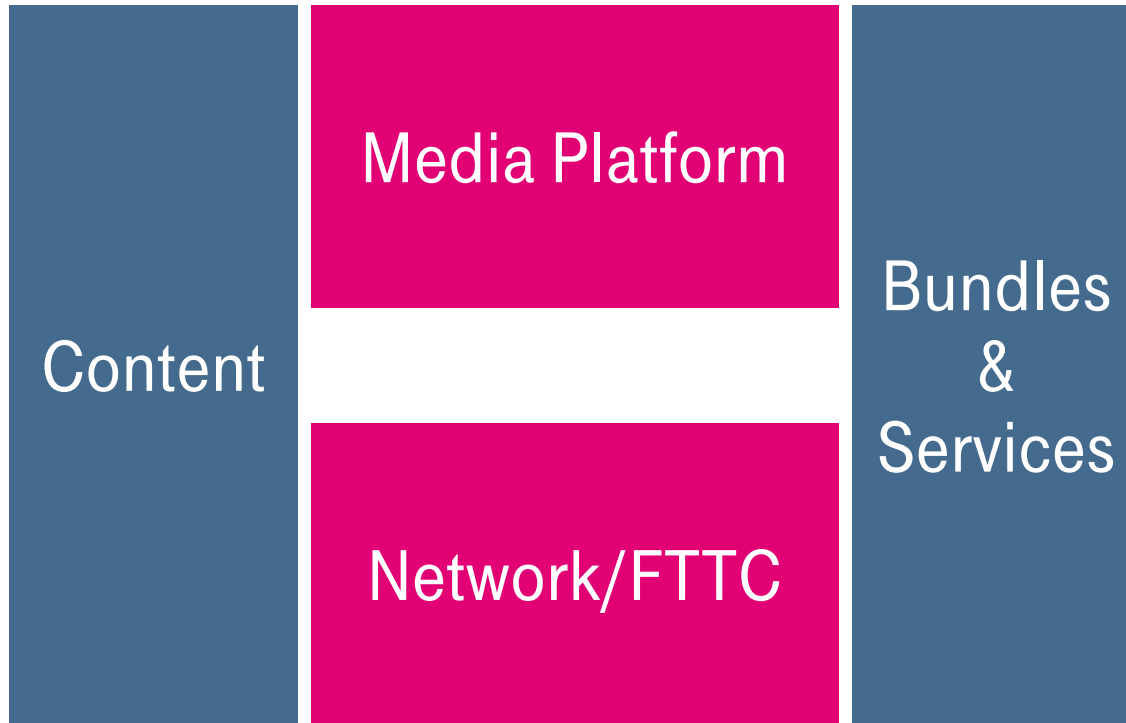


Benefit for the customers:

- One handset
- One address book
- One mailbox
- Search of the best network automatically
→ Optimal price for the customer via W-LAN
- Always connected via fixed line number
- Excellent quality
- High speed due to broadband access
- State of the art technology

Target: 500,000 customers by YE 2007

Broadband/Fixed Network. Cornerstones of Triple Play.



Broadband/Fixed Network.

Entertainment: most complex and innovative project.

Network expansion

- € 3 bn capex in brand new high speed network
- Bandwidths of up to 50 Mbit/s
- 18,000 km of fiber optics
- 17,000 cable distributors in 10 German cities until June 2006
 - 74,000 cable distributors nationwide in 50 German cities

Product portfolio

- Television of the future (Free TV/Pay TV/Internet)
- IPTV (HDTV, time shift, picture in picture etc.)
- Attractive content e.g. Bundesliga rights

New services

- New markets, access to new customer demands
- Simplicity in operating and convenient use
- e-Learning/-Health/-Government, 3D, Teleworking
- Certification and training of thousands of service staff

CEBIT 2006.

Broadband/Fixed Network.

Broadband/Fixed Network
Roland Kittel



Fiber highspeed network.

A world-class new network for Triple Play – start with 10 cities.



Key figures and targets:

- Investments of up to € 3 billion for network rollout
- Mid 06: 50 %¹ in 10 cities (around 2.9 million households)
- YE 06: 90 %¹ in 10 cities (around 5.2 million households)
- YE 07: 90 %¹ in 50 cities (around 10.6 million households)
- Based on VDSL2 technology; HDTV capable
- Multicast media platform

Current state of development:

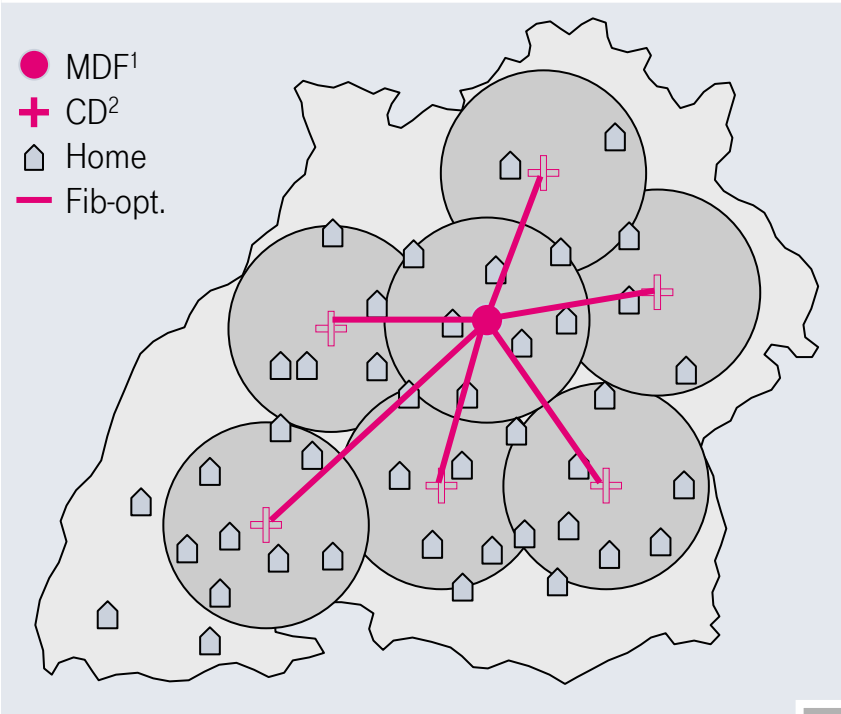
- 50% of the FTTCab² extension areas planned for product launch have already been addressed.

¹ Household coverage

² Cabinet / cable distributor

Broadband/Fixed Network.

Upgrade of the high-speed fiber-optic infrastructure up to the cable distributor and the main distribution frame in Germany.

Optical fiber network upgrade up to the cable distributor (CD) ² (“outdoor”)	Today: Optical fiber network upgrade up to the main distribution frame (MDF) ¹ (“indoor”)
 <p>● MDF¹ + CD² ⌂ Home — Fib-opt.</p>	<ul style="list-style-type: none">■ Use of the existing main distribution frames (MDF) for DSLAM upgrade■ Up to 16 MBit/s bandwidth <p>High-speed upgrade: Optical fiber network upgrade up to the cable distributor² (“outdoor”)</p> <ul style="list-style-type: none">■ “Shortening” of the distance to the home through optical fiber network upgrade up to the cable distributor (creation of a permanent infrastructure asset)■ More than 25 to 50 MBit/s bandwidth coverage by 80% in the first 10 cities

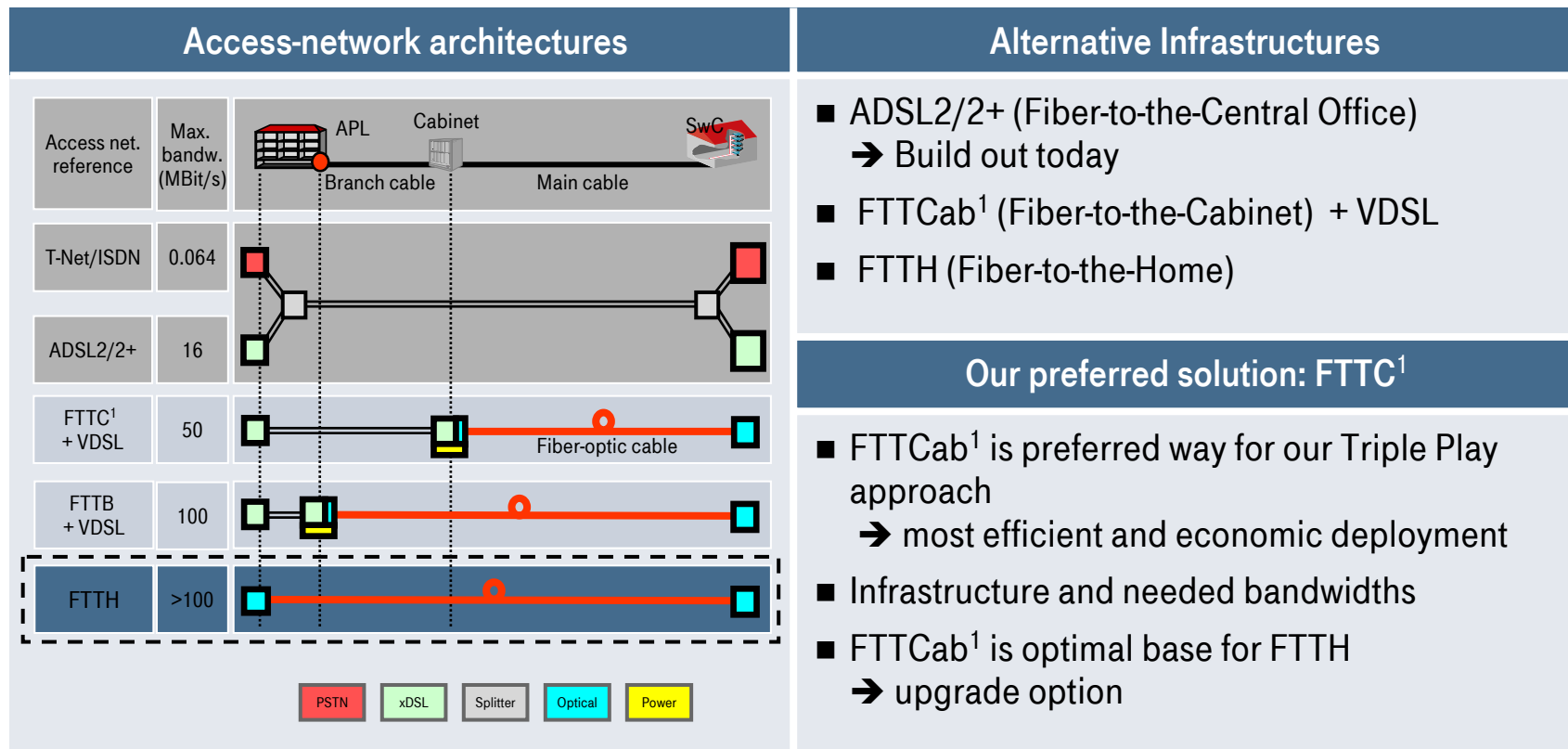
High-speed upgrade: Almost double the coverage, with greater bandwidth possible

¹ MDF = main distribution frame

² CD = cable distributor

Broadband/Fixed Network.

FTTCab¹ - Fiber to the Cabinet: Economic and forward-looking.




Forward-looking and economic upgrade of the network infrastructure.

¹ Cab = Cabinet / cable distributor



Broadband/Fixed Network.

Market leader for automated Cross-Connection Cabinets.



1 - Power supply

2 - Splitter

3 - DSLAM

(Digital Subscriber Line
Access Multiplexer)

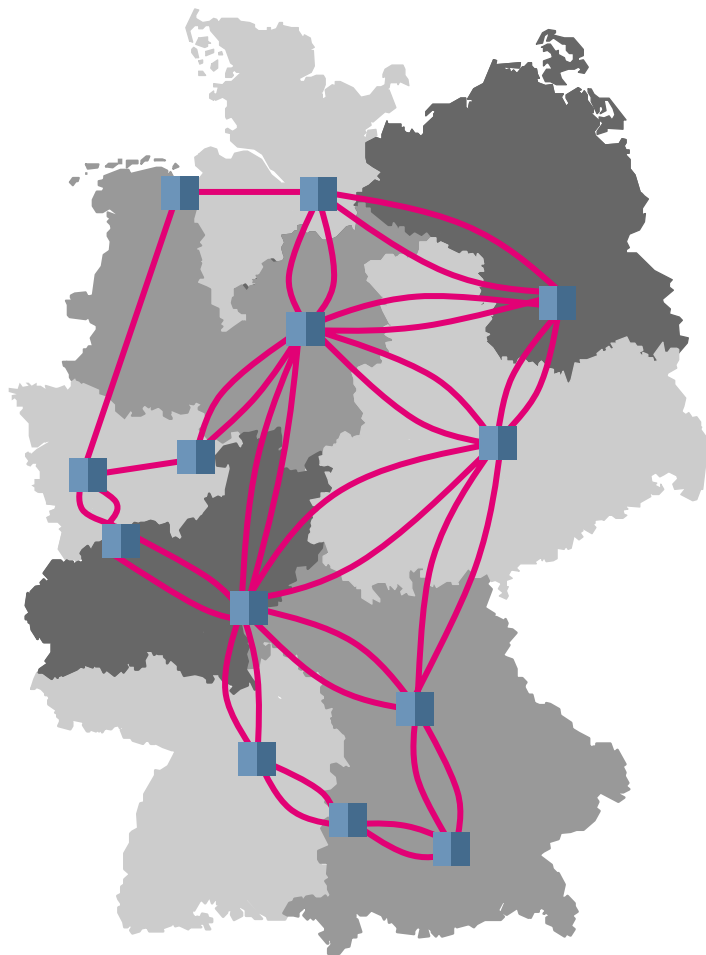
4 - Automated
distribution frame

5 - Termination Blocks
(lines to customers; former
Cross-Connection Cabinet)



Improved quality & efficiency.

Network infrastructure today and move to NGN. World-class network in place.



Facts & figures

- 1.5 million km of copper cable
- 206,000 km of fiber-optic cable
- Volume of voice traffic 424 billion minutes
- IP monthly transport volume 75,000 TBit/s
- Highest functionality and availability of products and services
- High-performance Internet backbone, and extremely reliable network-management systems.
- Network innovations such as the content-delivery platform MDCS¹

Broadband/Fixed Network. Today and move to NGN.

T-Com strategy: One network for all applications.

NGN

- = Next Generation Network
- = IP-based network
- = Universal platform for
 - Fast Internet
 - Voice
 - Video

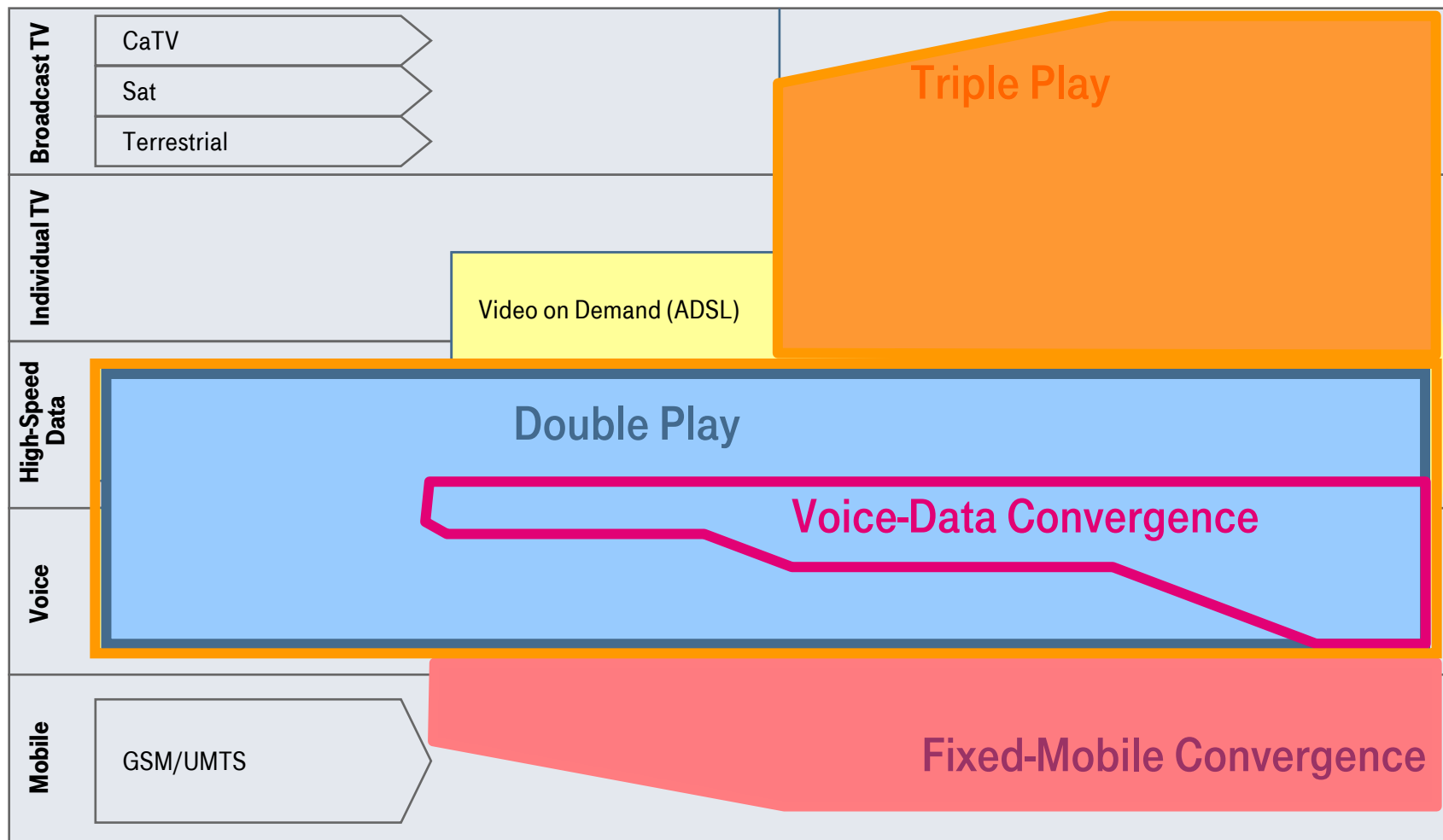
Triple Play

The new integrated “Next Generation Network” (NGN) will replace the separate communication networks used for voice (telephone), video & data

Target: One network for all applications forced by technology innovations.

NGN strategy of Broadband/Fixed Network.

Growth through Triple Play, voice-data and fixed-mobile convergence.



CEBIT 2006.

Broadband/Fixed Network

Products & Services.

Broadband/Fixed Network
Walter Raizner



Triple Play.

Product bundles: fulfillment of customer demand.

	Components	
1 Connection	Up to 16 Mbit/s	Up to 50 Mbit/s
2 Terminals	<ul style="list-style-type: none"> ■ Modem ■ Set-top box 	
3 Internet	<ul style="list-style-type: none"> ■ DSL flat rate with inclusive services ■ Fast Internet connection 	
4 Telephony	<ul style="list-style-type: none"> ■ Attractive flat rate 	
5 Entertainment (TV/Video)		HDTV ¹
	On Demand Collections	Premium Pay TV bundles
	Free TV ²	
	VoD	
6 iTV Applications	<ul style="list-style-type: none"> ■ Gaming, interactive TV, music-streaming, music-on-demand 	

1 Only in the case of connections with Premium Plus (>20 MBit/s) bandwidth

2 Up to 16 Mbit/s: depending on quality of the network



Triple Play.

Attractive Content partners under contract.

Bundesliga

- All live games
- Multiple games view
- 1st and 2nd German soccer league (Bundesliga)
- On demand rights for all content



TV channels

- For product launch full set of channels will be available

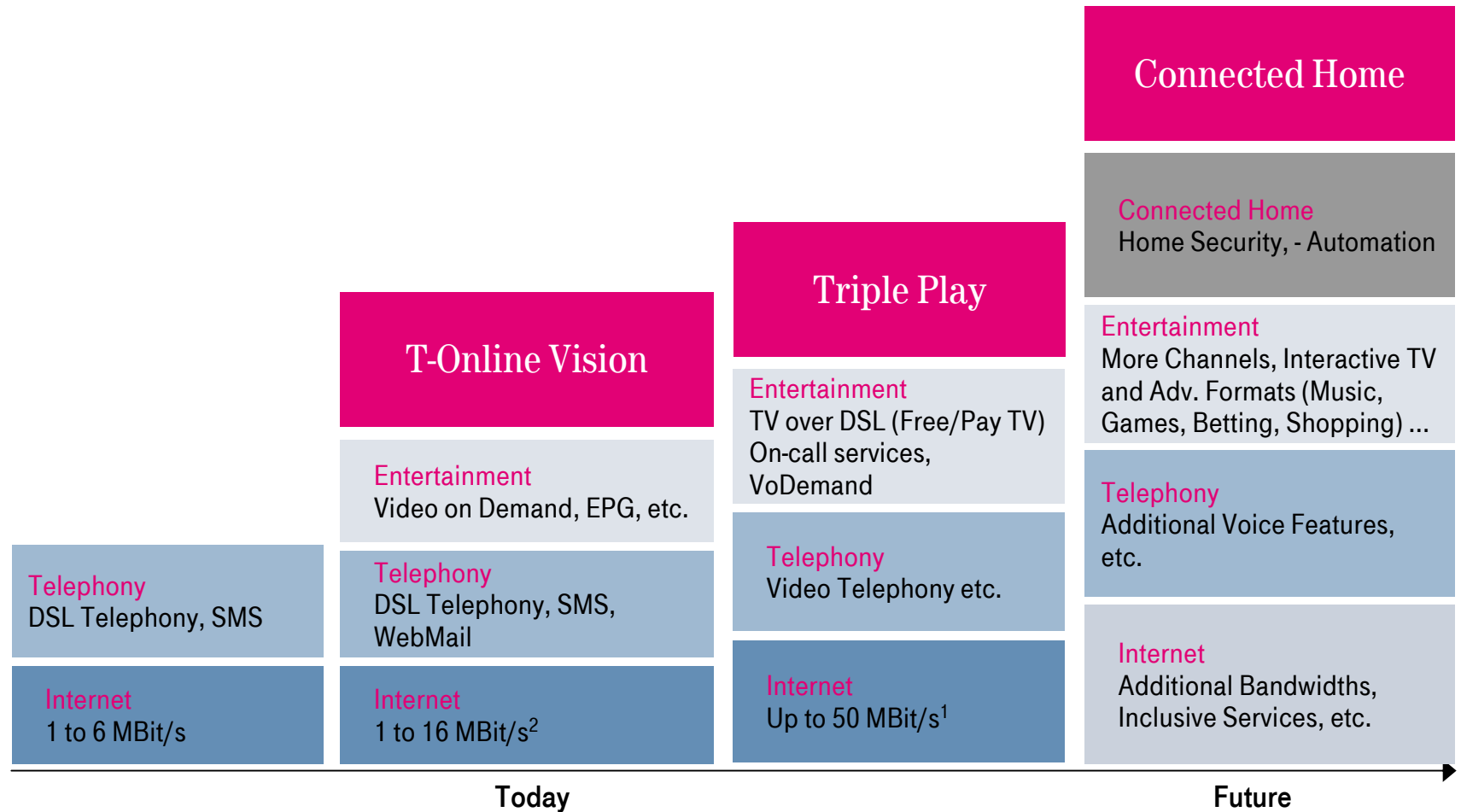
Video on Demand

- MGM
 - Universal
 - Dreamworks
 - Warner
 - 20th Century Fox
 - Paramount
 - and others
- ➔ In total more than 1,200 films and series

Product presentation by Michael Ortlepp.

Triple Play.

Personalized product bundles – today, tomorrow and future.



¹ Theoretical bandwidth; specific product offer: DSL Premium connection at up to 25 MBit/s

² Launch in May 2006



Broadband/Fixed Network.

Continued innovation in the tariff and product offering.

Future

- Interactive TV
- 3D television
- eGovernment, eLearning, eHealth
- More to come

CeBIT Investor Day 2006. Mobile Broadband.

Hamid Akhavan,
CTO, T-Mobile International



Mobile Broadband. Entering A New Phase.

With mobile data services, approaching the performance of fixed line broadband,

“Mobile Broadband” entered the scene ...

... while broadband penetration is generally still low.

What are the critical success factors for “Mobile Broadband”?



Mobile Broadband. Critical Success Factors.

Providing our customers with the internet experience, they know ...

- the applications, they know
 - Open Internet: web'n'walk™
 - Office / Email: Office in your Pocket™

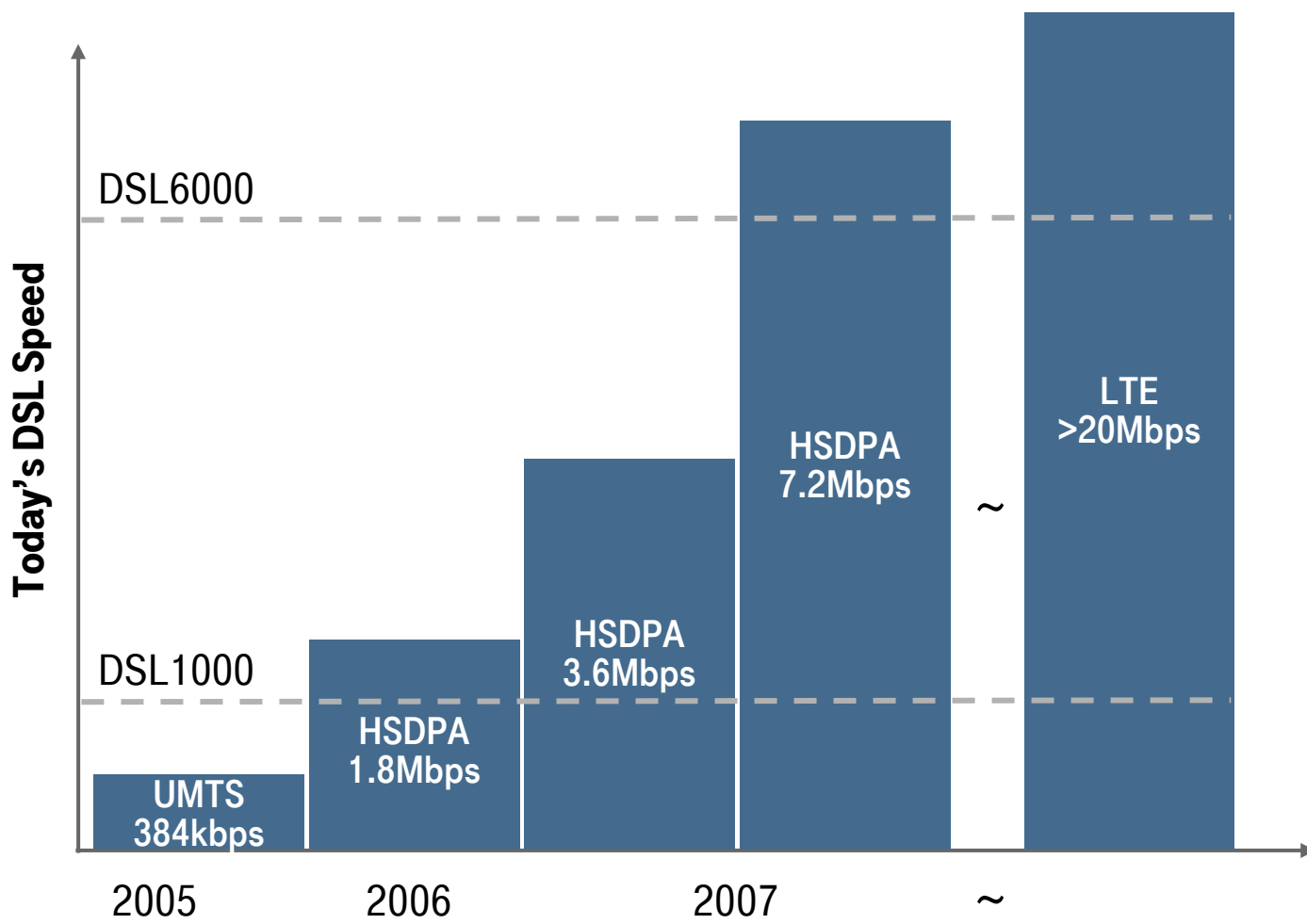
- at the performance, they are used to
 - DSL-like speed: HSDPA

Enhanced by mobility, at best quality and a competitive price

- Enhanced Coverage & Quality
- Improved Cost / Performance ratio



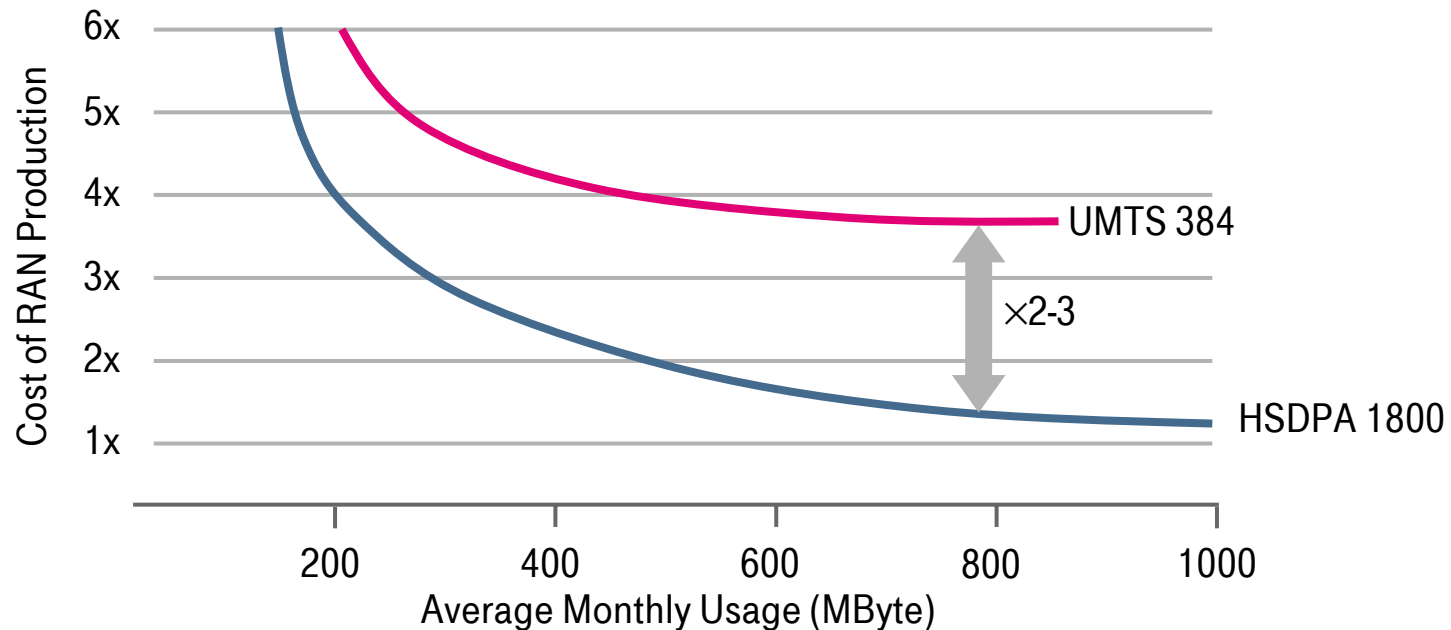
Mobile Broadband. DSL-like Speed.



Mobile Broadband.

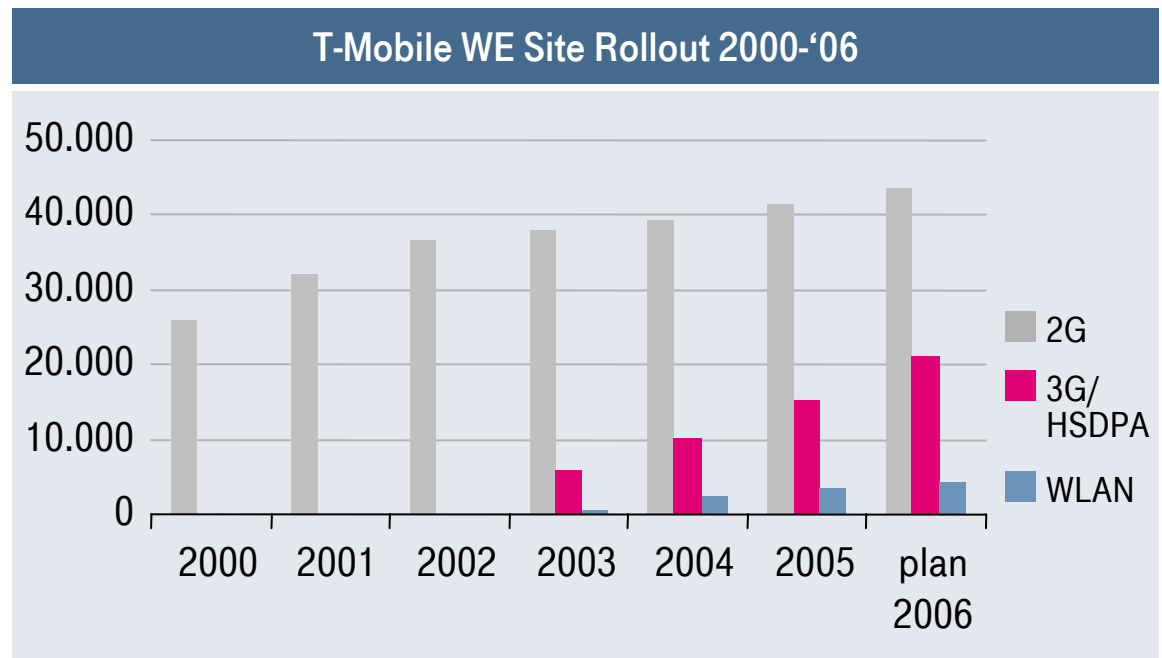
Improving Cost / Performance Ratio.

- Improvement of RAN production cost per bit by factor of 2 – 3 (through HSDPA 1800)
- Intelligent compression technologies further improving cost-per-bit ratio



Mobile Broadband. Increased Coverage.

- 2006: biggest rollout program ever
 - 8000+ sites in Western Europe
 - Sophisticated data mining focuses coverage where our customers need it
- Continuous GSM modernization with proven positive business impact
- Targeting reduction of network Opex ... in spite of growing network



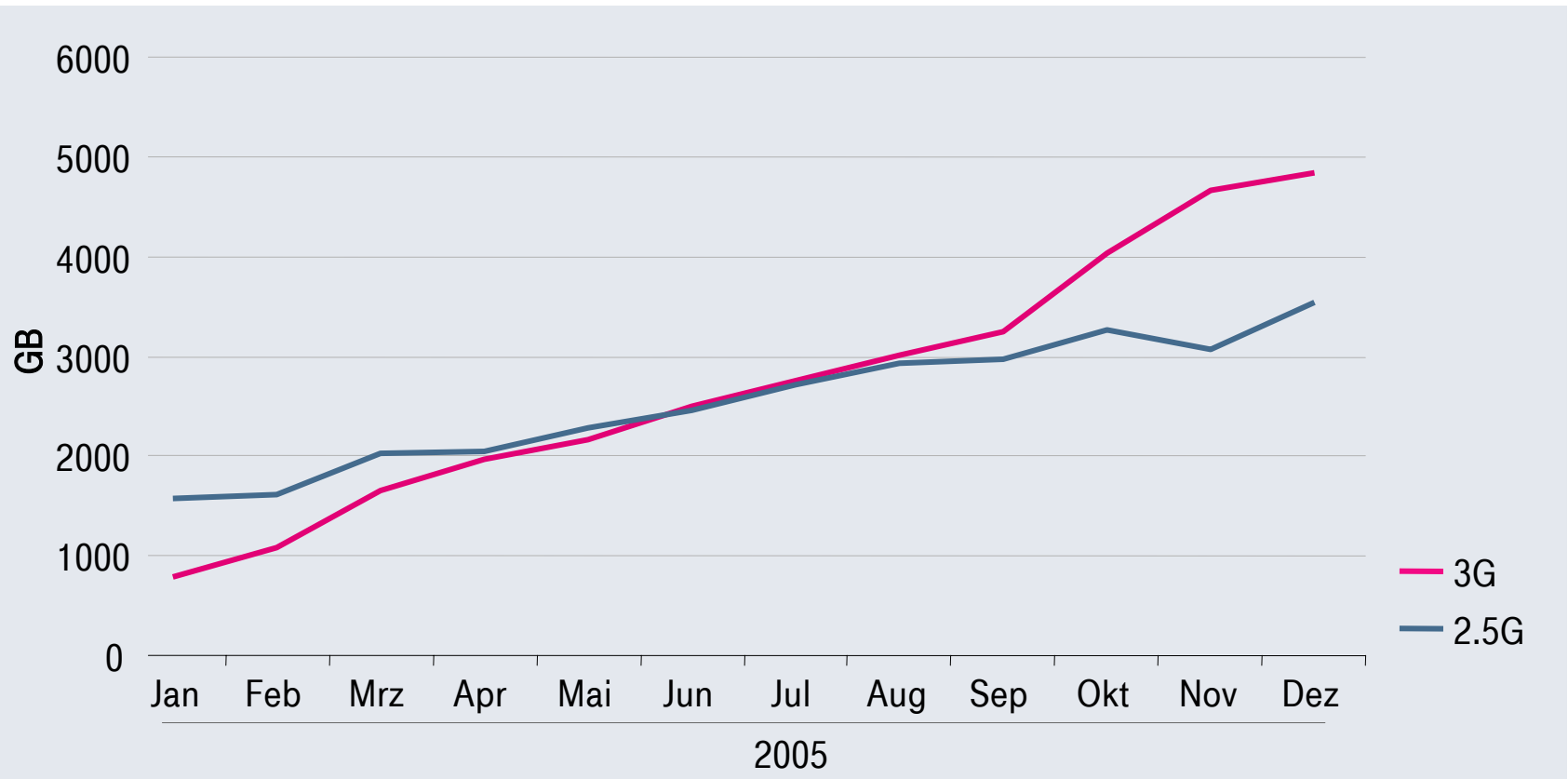
Mobile Broadband. Highest Network Quality.

- Highest quality ever in 2005 - bar raised higher for 2006.
 - Our 3G service now has the same high quality as our 2.5G service.
 - Rated as “Best Mobile Network” in Germany for the 7th year in a row.
 - Best coverage in metropolitan areas in UK.
 - Partner of choice for Lufthansa and Deutsche Bahn.



Mobile Broadband. 3G Data Traffic Exceeding 2.5g.

Data Volume T-Mobile (Germany & Austria)



Mobile Broadband.

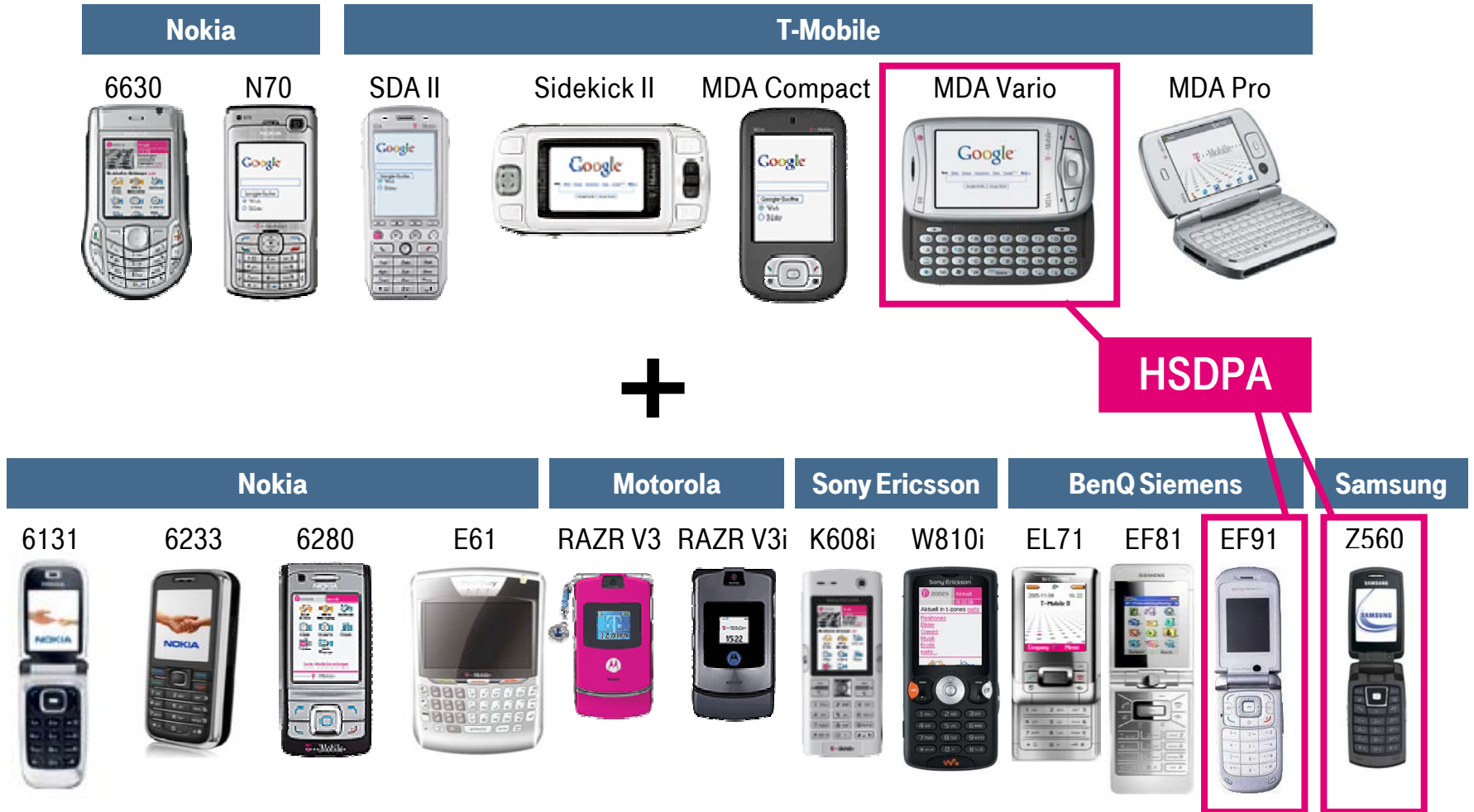
web'n'walk™ - A Big Broadband That Fits Into Your Pocket.

- The open Internet, optimized for mobile devices
 - Best adaptation to mobile device user interfaces (display, keyboards)
 - Best adaptation to mobile network performance (acceleration)
- Data usage picking up
 - Data usage 450% above other customers
 - Data ARPU 140% above other customers
- Becoming faster (HSDPA / EDGE)
- ... bringing web'n'walk™ to a broader device range.

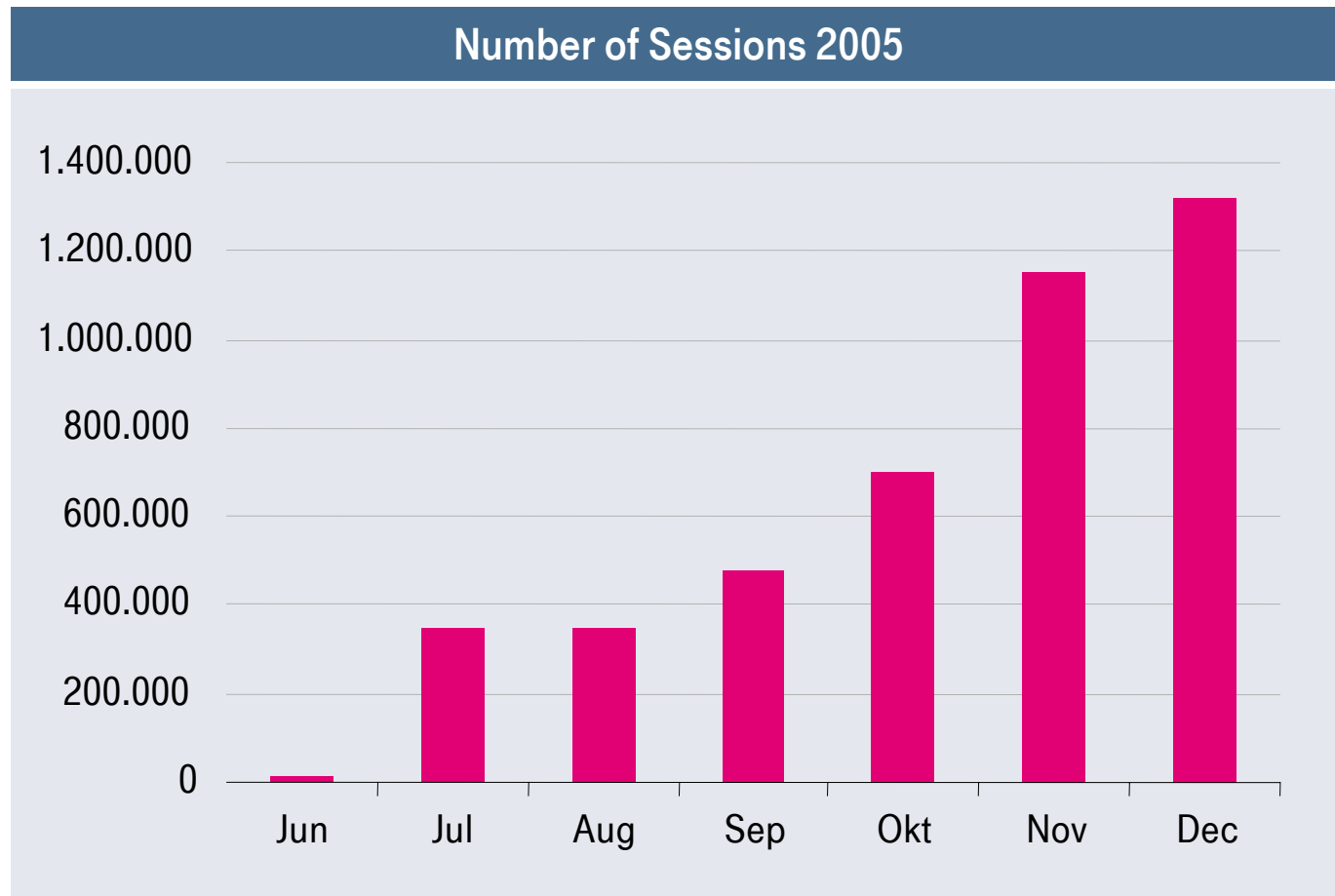


Mobile Broadband.

web'n'walk™ – Expanding The Device Range.



Mobile Broadband. web'n'walk™ Usage.



Mobile Broadband.

Always Best Connected.

web'n'walk™ / OneNet – automatic selection of the best available bearer

Multi-access, seamless mobility via

- GPRS, EDGE, UMTS and HSDPA
- T-Mobile HotSpots
- Private residential and corporate WLAN

SIM authentication – no user input needed

No application re-start – no data loss

Now available on Laptops and selected devices



Mobile Broadband. Office In Your Pocket™.

- Continuously growing push email user base
 - Blackberry Solution & Webmail
 - MDA Messaging Solution
- Expanding push email device range
 - Blackberry 8700g
 - MDA line (Pro, Vario II)
 - Nokia E61, ...
- Remote connectivity at up to 1.8 Mbps
 - web'n'walk Card WLAN
 - web'n'walk Card Compact



Mobile Broadband. TV In Your Pocket.

- Increasing portfolio of TV channels
 - Five new channels
 - Cooperation with MTV and Nickelodeon
- New Mobile TV Client (April '06)
 - Faster channel switching
 - Electronic Program Guide
- World Cup 2006 on your T-Mobile
 - 20 matches live and exclusive
 - Additional coverage through co-operation with German pay TV Premiere
 - MMS news and Live Ticker
- TV broadcast (DVB-H) in 2007

